



RADICAL ORCHIDECTOMY (REMOVAL OF THE TESTIS) ± INSERTION OF TESTICULAR PROSTHESIS (IMPLANT)

**Information about your procedure from
The British Association of Urological Surgeons (BAUS)**

This leaflet contains evidence-based information about your proposed urological procedure. We have consulted specialist surgeons during its preparation, so that it represents best practice in UK urology. You should use it in addition to any advice already given to you.

To view the online version of this leaflet, type the text below into your web browser:

http://www.baus.org.uk/_userfiles/pages/files/Patients/Leaflets/Radical_orchidectomy.pdf

Key Points

- Radical removal of the testicle is usually performed for suspected testicular cancer
- Taking small biopsies of a growth in a testicle may miss a cancer, whereas complete removal allows an accurate assessment of any suspicious area
- Removal of the testis may be all that is required if cancer is found, but chemotherapy or radiotherapy are sometimes needed
- Testicular cancer and its treatment can affect your fertility, so you should bank your sperm before treatment
- A testicular prosthesis (implant) can be put in at the time of your operation, if you wish

What does this procedure involve?

The procedure involves removal of your testicle, through a groin incision, for suspected testicular cancer. Removal of the entire testicle allows full examination of the growth, and accurate assessment of a possible cancer, whereas a small biopsy of the growth may miss, or underestimate, a cancer.

Testicular cancer and its treatments (especially chemotherapy) can affect fertility. You will, therefore, be given the opportunity to produce semen samples for storage. These can be used in the future for assisted conception if your fertility does not recover after treatment.

Sperm storage must be done before any chemotherapy is given. It is best done before your operation because, if there is no sperm present in your ejaculation, some can be extracted from your testicle at the time of surgery.

We can [put in a testicular prosthesis](#) (implant), if you wish, at the same time as your testicle is removed.

What are the alternatives?

There are, in effect, no alternatives to this procedure but, in very selected cases, the surgeon may feel partial removal of the testis is an option.

What happens on the day of the procedure?

Your urologist (or a member of their team) will briefly review your history and medications, and will discuss the surgery again with you to confirm your consent.

An anaesthetist will see you to discuss the options of a general anaesthetic or spinal anaesthetic. The anaesthetist will also discuss pain relief after the procedure with you.

We may provide you with a pair of TED stockings to wear, and give you a heparin injection to thin your blood. These help to prevent blood clots from developing and passing into your lungs. Your medical team will decide whether you need to continue these after you go home.

Details of the procedure









- we normally carry out the procedure under a general anaesthetic
- we may give you an injection of antibiotics into a vein, after a careful check for allergies
- we remove your testicle through an incision in your groin (pictured, after full healing)
- we may also take biopsies from the other testicle but this will be discussed with you before the procedure
- if you wish to have a prosthesis (implant) inserted, we normally do this through the same incision
- it may not be appropriate to put in an implant if there has been a lot of bleeding or any difficulty during the operation (because of the increased risk of infection); in this case, a prosthesis can be implanted later in a second procedure.









- we close your wound with absorbable stitches which do not require removal, and normally disappear within two to three weeks

Are there any after-effects?

The possible after-effects and your risk of getting them are shown below. Some are self-limiting or reversible, but others are not. We have listed some very rare after-effects (occurring in less than 1 in 250 patients) individually. The impact of these after-effects can vary a lot from patient to patient; you should ask your surgeon's advice about the risks and their impact on you as an individual:

After-effect	Risk
Swelling and bruising of your scrotum	 Almost all patients
Dissatisfaction with the final cosmetic result (if a testicular prosthesis has been put in)	 1 in 5 patients (20%)
The implant may lie at a higher level and be a slightly different size and consistency from the other testicle	 Between 1 in 2 & 1 in 10 patients
Feeling the fixation stitch for the implant through your scrotal skin	 Between 1 in 2 & 1 in 10 patients
Testicular cancer, if found, may not be cured by removal of the testicle alone	 Between 1 in 10 & 1 in 50 patients
Additional procedures including radiation, chemotherapy, and even further surgery, may be needed	 Between 1 in 10 & 1 in 50 patients
Permission to biopsy the other testicle at the time of surgery, especially if it is small or looks abnormal on ultrasound	 Between 1 in 10 & 1 in 50 patients
The pathology tests on your testicle may not show any evidence of cancer	 Between 1 in 10 & 1 in 50 patients

Infection of the incision requiring further treatment (and possible removal of the testicular prosthesis)	 Between 1 in 10 & 1 in 50 patients
As a result of the surgery and any further treatment (e.g. chemotherapy), you may lose your fertility	 Between 1 in 10 & 1 in 50 patients
Dissatisfaction with the final cosmetic result, with or without a testicular implant	 Between 1 in 10 & 1 in 50 patients
Pain, infection, bleeding or leakage of the implant requiring further treatment	 Between 1 in 50 & 1 in 250 patients
Unknown long-term risks from the use of silicone products	 Between 1 in 50 & 1 in 250 patients
Anaesthetic or cardiovascular problems possibly requiring intensive care (including chest infection, pulmonary embolus, stroke, deep vein thrombosis, heart attack and death)	 Less than 1 in 250 patients (your anaesthetist can estimate your individual risk)

What is my risk of a hospital-acquired infection?

Your risk of getting an infection in hospital is approximately 8 in 100 (8%); this includes getting *MRSA* or a *Clostridium difficile* bowel infection. This figure is higher if you are in a “high-risk” group of patients such as patients who have had:

- long-term drainage tubes (e.g. catheters);
- bladder removal;
- long hospital stays; or
- multiple hospital admissions.

What can I expect when I get home?

- you will get some swelling and bruising of the scrotum which may last several days
- you may be uncomfortable at first, but simple painkillers such as paracetamol should help this
- you may be given a scrotal support, unless you have had a testicular prosthesis inserted

- you should avoid heavy lifting and strenuous exercise for at least a month
- your stitches are absorbable and usually disappear after two to three weeks
- you will be given advice about your recovery at home
- you will be given a copy of your discharge summary and a copy will also be sent to your GP
- any antibiotics or other tablets you may need will be arranged & dispensed from the hospital pharmacy
- a follow-up appointment will be made for you to attend the clinic within two weeks of the procedure, to discuss the pathology results and any further treatment required

General information about surgical procedures

Before your procedure

Please tell a member of the medical team if you have:

- an implanted foreign body (stent, joint replacement, pacemaker, heart valve, blood vessel graft);
- a regular prescription for a blood thinning agent (warfarin, aspirin, clopidogrel, rivaroxaban or dabigatran);
- a present or previous MRSA infection; or
- a high risk of variant-CJD (e.g. if you have had a corneal transplant, a neurosurgical dural transplant or human growth hormone treatment).

Questions you may wish to ask

If you wish to learn more about what will happen, you can find a list of suggested questions called "[Having An Operation](#)" on the website of the Royal College of Surgeons of England. You may also wish to ask your surgeon for his/her personal results and experience with this procedure.

Before you go home

We will tell you how the procedure went and you should:

- make sure you understand what has been done;
- ask the surgeon if everything went as planned;
- let the staff know if you have any discomfort;
- ask what you can (and cannot) do at home;
- make sure you know what happens next; and
- ask when you can return to normal activities.

We will give you advice about what to look out for when you get home. Your surgeon or nurse will also give you details of who to contact, and how to contact them, in the event of problems.

Smoking and surgery

Ideally, we would prefer you to stop smoking before any procedure. Smoking can worsen some urological conditions and makes complications more likely after surgery. For advice on stopping, you can:

- contact your GP;
- access your local [NHS Smoking Help Online](#); or
- ring the free NHS Smoking Helpline on **0800 169 0 169**.

Driving after surgery

It is your responsibility to make sure you are fit to drive after any surgical procedure. You only need to [contact the DVLA](#) if your ability to drive is likely to be affected for more than three months. If it is, you should check with your insurance company before driving again.

What should I do with this information?

Thank you for taking the trouble to read this information. Please let your urologist (or specialist nurse) know if you would like to have a copy for your own records. If you wish, the medical or nursing staff can also arrange to file a copy in your hospital notes.

What sources have we used to prepare this leaflet?

This leaflet uses information from consensus panels and other evidence-based sources including:

- the [Department of Health \(England\)](#);
- the [Cochrane Collaboration](#); and
- the [National Institute for Health and Care Excellence \(NICE\)](#).

It also follows style guidelines from:

- the [Royal National Institute for Blind People \(RNIB\)](#);
- the [Information Standard](#);
- the [Patient Information Forum](#); and
- the [Plain English Campaign](#).

Disclaimer

We have made every effort to give accurate information but there may still be errors or omissions in this leaflet. BAUS cannot accept responsibility for any loss from action taken (or not taken) as a result of this information.

PLEASE NOTE

The staff at BAUS are not medically trained, and are unable to answer questions about the information provided in this leaflet. If you do have any questions, you should contact your urologist, specialist nurse or GP.